


LS-2520 Premium Panel

Datasheet DS-00106



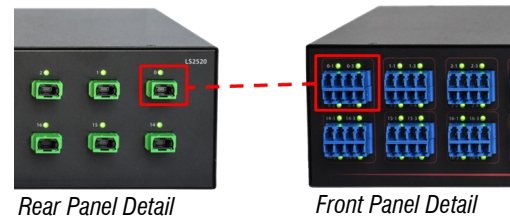
QSFP Breakout and port mapping for Cisco® NCS 1002

Fiber Mountain's LS-2520 is designed as the ideal single mode fiber breakout interface for the Cisco NCS 1002. The NCS 1002 provides eight (8) DWDM trunk ports and twenty (20) QSFP ports which are able to accept either QSFP+ transceivers for 40 Gbps & 10 Gbps applications or QSFP28 transceivers for 100 Gbps applications. This provides up to 2 Tbps capacity for transport both within and between data centers or Points-of-Presence (PoP).



Occupying only two RU, the LS-2520 enables the orderly breakout of all 20 NCS 1002 QSFP ports into 80 duplex single mode LC ports. All ports and labels correspond directly to the NCS 1002 port labeling for simplified installation and ongoing maintenance. Controlled by the NCS 1002, LED indicators are associated with each MPO and duplex LC port. Dual power supplies provide for redundancy, port numbering matched to the NCS 1002 simplifies cable management, and the LED indicators enable technicians to verify port status at a glance. MPO connection cables that go between the Cisco NCS 1002 and the LS-2520 are available from Fiber Mountain in various lengths. (see *Accessories*)

The rear faceplate MPO ports of the LS-2520 map directly to the front faceplate, terminating into LC adaptors. The front faceplate port numbering is consistent with rear port numbering, mapping each rear MPO connector to a block of four duplex LC ports (eight LC connectors).



The Fiber Mountain logo, Fiber Mountain symbol, Fiber Mountain™, Glass Core™, Connectivity Virtualization®, PLP™, Intelligent Connection Identification™, Sensus™, OPX® and AllPath® are all trademarks of Fiber Mountain. Cisco is a trademark or registered trademark of Cisco and/or its affiliates in the U.S. and other countries. Specifications subject to change without notice.


LS-2520 Premium Panel

Datasheet DS-00106

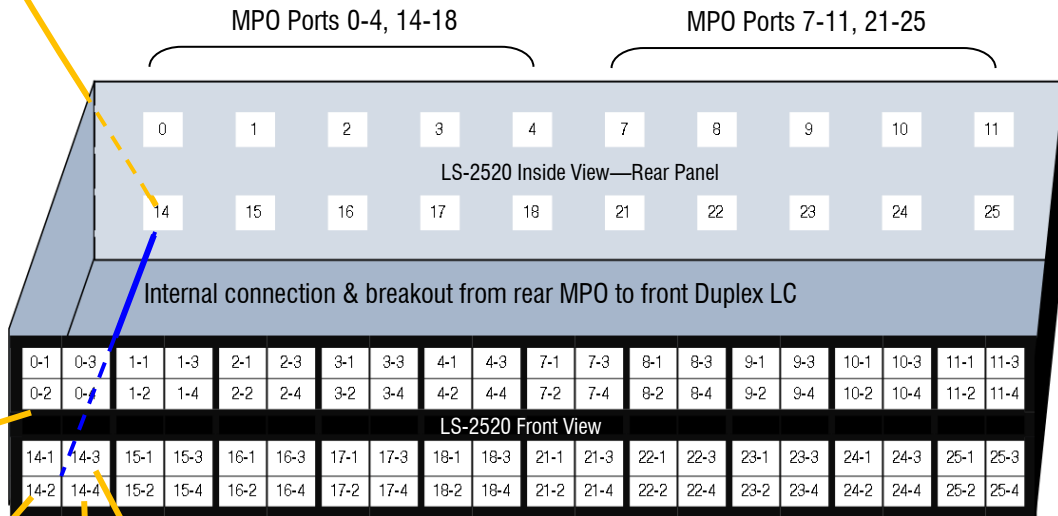


How to connect LS-2520 with Cisco NCS 1002:

Fiber Mountain's LS-2520 provides breakout for all 20 of the NCS 1002's QSFP ports in two RU of space, while maintaining the same port numbering scheme. MPO-MPO cables are used to connect the NCS 1002 QSFP ports to the rear MPO ports of the LS-2520.



Twenty of: OS2 single mode 12-fiber high density Type B cable
Fiber Mountain Part Number: FNS12-MF12-MF12-PYC-B0
 Cables available in standard lengths of 3, 5 or 10 meters
 Inquire for custom lengths.



Eighty of: OS2 single mode duplex LC-LC, Type A-B cable
Fiber Mountain Part Number: FNS02-LCU-LCU-PYC-B0
 Cables available in standard lengths of 5, 10, 15 or 20 meters
 Inquire for custom lengths

The Fiber Mountain logo, Fiber Mountain symbol, Fiber Mountain™, Glass Core™, Connectivity Virtualization®, PLP™, Intelligent Connection Identification™, Sensus™, OPX® and AllPath® are all trademarks of Fiber Mountain. Cisco is a trademark or registered trademark of Cisco and/or its affiliates in the U.S. and other countries. Specifications subject to change without notice.

LS-2520 Premium Panel

Datasheet DS-00106



Single Mode Fiber Specifications: Internal fiber is single mode OS2. The rear MPO connectors are green, the front LC connectors are blue.	Characteristic	Single Mode MPO—APC	Single Mode LC—UPC
	Insertion Loss (Single Fiber Max.)	0.35dB	0.30dB
	Insertion Loss (All Fibers Typ.)	0.10dB	0.10dB
	Return Loss (Min.)	> 55dB	> 50dB

LS-2520 Chassis Specifications:	
Catalog Number	LS-2520-001
Weight	10.4 lbs
Rack Mounting	Fits 19", 21" and 23" racks
Dimensions (H/W/D)	3.46" x 17.65" x 8.72" (8.79 cm x 44.83 cm x 22.15 cm)
Redundant AC Power	<25 Watts
Regulatory and Certifications	UL 62368-1 IEC 62368-1 CSA C22.2#62368-1 EN 55032 EN 55024 FCC 47 CFR Part 15 Subpart B ICES-003 GR-63 Humidity, Temperature, Vibration testing
Chassis Fiber Guides	Front and rear chassis fiber guides are included with the LS-2520

Management Interfaces	Description
Craft Port (RS232)	Front Faceplate (RJ45). CLI access to kernel. CURL for API calls from CLI.
Ethernet Port	Front Faceplate (RJ45). LAN interface for management
USB Port	Front Faceplate. Can be used for software upgrades.
Graphical WEB Interface	Embedded Graphical Interface
API RESTful Interface	HTML JSON Format. GET and POST for LED control, LED status, power supply and processor status. Digest authentication.
HTTP WEB Server	For software updates via ETH connection. Digest authentication. SSL/TSL.
SNMP	Trap forwarding for trap listeners

Accessories:	
Catalog Number	Description
FNS12-MF12-MF12-PYC-B0-003M FNS12-MF12-MF12-PYC-B0-005M FNS12-MF12-MF12-PYC-B0-010M	OS2 single mode 12-fiber high density type B cable. Standard lengths: 3, 5 or 10 meters. Inquire for custom lengths.
FNS02-LCU-LCU-PYC-B0-005M FNS02-LCU-LCU-PYC-B0-010M FNS02-LCU-LCU-PYC-B0-015M FNS02-LCU-LCU-PYC-B0-020M	OS2 single mode duplex LC-LC, Type A-B cable. Standard lengths: 5, 10, 15 or 20 meters. Inquire for custom lengths.

Contact Fiber Mountain, Inc. to order: Email: Sales@FiberMountain.com - Phone: 1-800-480-9424

The Fiber Mountain logo, Fiber Mountain symbol, Fiber Mountain™, Glass Core™, Connectivity Virtualization®, PLP™, Intelligent Connection Identification™, Sensus™, OPX® and AllPath® are all trademarks of Fiber Mountain. Cisco is a trademark or registered trademark of Cisco and/or its affiliates in the U.S. and other countries. Specifications subject to change without notice.